

Institution: University of Arizona-South (487296)

Overview**IPEDS Student Financial Aid Component Overview****Public Academic Reporters**

Welcome to the Student Financial Aid (SFA) component. The purpose of the SFA component is to collect information about financial aid provided to various groups of undergraduate students and military/veteran educational benefits for all students at your institution.

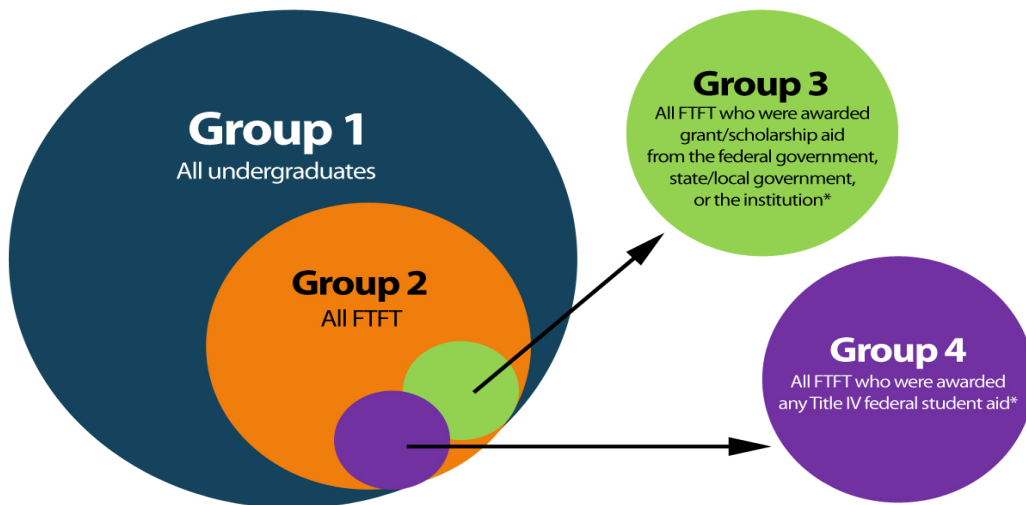
Changes to This Year's SFA Component

There were no changes implemented for the 2018-19 data collection period.

Data Reporting Reminders**Undergraduate Student Groups**

You will be asked to report information for different groups of students.

- **Group 1:** All undergraduate students
- **Group 2:** Of Group 1, full-time, first-time degree/certificate-seeking students (FTFT)
- **Group 3:** Of Group 2, FTFT students who paid the in-state/in-district tuition rate and were awarded any grant/scholarship aid from the federal government, state/local government, or the institution
- **Group 4:** Of Group 2, FTFT students who paid the in-state/in-district tuition rate and were awarded any Title IV federal student aid



*For public institutions, include only those students paying the in-state or in-district tuition rate. For program reporters, include only those students enrolled in the institution's largest program.

COA Revisions

Revisions to Cost of Attendance (COA) used to calculate the net price of attendance can be made in this component.

Consult the instructions and screens to make sure you are reporting the correct aid amounts for the correct groups of students.

College Affordability and Transparency Lists

Net price amounts calculated in SFA will be used to populate the U.S. Department of Education's College Affordability and Transparency lists.

Interactive Edits and Error Messages

SFA contains interactive edits that will check for blank fields, invalid values, or values that fall outside expected ranges. Some error messages will require you to confirm or explain the values that you entered. Some error messages are fatal and will require you to contact the IPEDS Help Desk at (877) 225-2568 for resolution.

Context Boxes

You will find optional text boxes throughout SFA. Context boxes allow you to provide more information about the data you enter. Some of these context boxes may be made available to the public on College Navigator, so make sure that the information you enter can be understood easily by students, parents, and the general public.

Resources

To download the survey materials for this component: [Survey Materials](#)


To access your prior year data submission for this component: [Reported Data](#)

Section 1: Part A

Part A - Establish Your Groups

Part A establishes the number of students in various groups. Note that the numbers on this screen will be carried forward to other parts of the Student Financial Aid component.

In the fields below, report the number of students in each of the following groups.

	 Fall 2017	YOUR PRIOR YEAR DATA Fall 2016
01 Group 1 All undergraduate students	417	378
02 Group 2 Of those in Group 1, those who are <u>full-time, first-time degree/certificate-seeking</u>	0	0
02a Of those in Group 2, those who were awarded any <u>Federal Work Study, loans to students</u> , or grant or scholarship aid from the federal government, state/local government, the institution, or other sources known to the institution	0	
02b Of those in Group 2, those who were awarded any <u>loans to students</u> or grant or scholarship aid from the federal government, state/local government, or the institution	0	
03 Group 3 Of those in Group 2, those paid the in-state or in-district tuition rate and who were awarded grant or scholarship aid from the federal government, state/local government, or the institution	0	
04 Group 4 Of those in Group 2, those paid the in-state or in-district tuition rate and who were awarded any <u>Title IV federal student aid</u>	0	

Section 1: Part B

Part B - Enter Information About Group 1

Group 1 students are ALL undergraduate students (including first-time students) enrolled in Fall 2017.

For this part, report:


For These Students	The Following Type(s) of Aid	Awarded in This Period
<ul style="list-style-type: none"> All undergraduate students enrolled in Fall 2017 	<ul style="list-style-type: none"> Grant or scholarship aid from: <ul style="list-style-type: none"> federal government state/local government the institution other sources known to the institution Loans to students from: <ul style="list-style-type: none"> the federal government 	<ul style="list-style-type: none"> Any time during academic year 2017-18

In the fields below, report the number of Group 1 students and the total amount of aid awarded to these students for each type of aid.

Information from Part A:

Group 1	Fall 2017
All undergraduate students (This number is carried forward from Part A, Line 01.)	417

Aid Type	2017-18			
	Number of Group 1 students who were awarded aid	Percentage of Group 1 students who were awarded aid	Total amount of aid awarded to Group 1 students	Average amount of aid awarded to Group 1 students
01 Grant or scholarship aid from the federal government, state/local government, the institution, and other sources known to the institution (Do NOT include federal student loans)	314	75	2,264,961	7,213
02 Pell Grants	226	54	973,870	4,309
03 Federal student loans	232	56	1,877,470	8,093

 The notes below provide context for the data you've reported above and may be posted on the College Navigator website. Choose one option that best explains your data or choose "Non-applicable" if you do not wish to provide context notes. If none of the options provided explain your institution's data, then choose "Other" and write your own context notes. Notes should be written so that they can be understood by students and parents. For example, institutions may report here other sources of private aid not included in the categories listed.

Non-applicable

Section 2: Military Servicemembers and Veteran's Benefits - Undergraduate and Graduate

Section 2: Military Servicemembers and Veteran's Benefits

IMPORTANT NOTE: Report for **Post-9/11 GI Bill Benefits: July 1, 2017 - June 30, 2018** and Report for **Department of Defense Tuition Assistance Program: October 1, 2017 - September 30, 2018**

- Report the total number of student recipients and the total dollar amounts for each program.
- Student recipients can also include eligible dependents.
- Consult with your campus certifying official, who may not be in the student financial aid office.
- For Post-9/11 GI Bill Benefits, do not include the matching institutional aid provided through the Yellow Ribbon Program if your school participated.
- Information reported to IPEDS is only what is known to the institution.
- Enter zero (0) if your institution did not have beneficiaries for that student level or program. Please do not leave a cell blank.

Type of benefit/assistance	Number of students receiving benefits/assistance	Total dollar amount of benefits/assistance disbursed through the institution	Average dollar amount of benefits/assistance disbursed through the institution	YOUR PRIOR YEAR DATA
				Average dollar amount of benefits/assistance disbursed through the institution
Post-9/11 GI Bill Benefits				
Undergraduate students	61	425,869	6,981	6,936
Graduate students	3	31,350	10,450	7,551
Total	64	457,219	7,144	7,044
Department of Defense Tuition Assistance Program				
Undergraduate students	5	9,750	1,950	
Graduate students	0	0		
Total	5	9,750	1,950	

Prepared by

The name of the preparer is being collected so that we can follow up with the appropriate person in the event that there are questions concerning the data. The Keyholder will be copied on all email correspondence to other preparers.

The time it took to prepare this component is being collected so that we can continue to improve our estimate of the reporting burden associated with IPEDS. Please include in your estimate the time it took for you to review instructions, query and search data sources, complete and review the component, and submit the data through the Data Collection System.

Thank you for your assistance.

This survey component was prepared by:

<input checked="" type="radio"/> Keyholder	<input type="radio"/> SFA Contact	<input type="radio"/> HR Contact
<input type="radio"/> Finance Contact	<input type="radio"/> Academic Library Contact	<input type="radio"/> Other
Name: Tamara Noecker		
Email: tamaranoecker@email.arizona.edu		

How many staff from your institution only were involved in the data collection and reporting process of this survey component?

6.00	Number of Staff (including yourself)
------	--------------------------------------

How many hours did you and others from your institution only spend on each of the steps below when responding to this survey component?

Exclude the hours spent collecting data for state and other reporting purposes.

Staff member	Collecting Data Needed	Revising Data to Match IPEDS Requirements	Entering Data	Revising and Locking Data
Your office	1.00 hours	40.00 hours	0.50 hours	1.00 hours
Other offices	hours	hours	hours	1.00 hours

Summary

IPEDS Student Financial Aid (SFA) Survey Summary

IPEDS collects important information regarding your institution. All data reported in IPEDS survey components become available in the IPEDS Data Center and appear as aggregated data in various Department of Education reports. Additionally, some of the reported data appears specifically for your institution through the College Navigator website and is included in your institution's Data Feedback Report (DFR). The purpose of this summary is to provide you an opportunity to view some of the data that, when accepted through the IPEDS quality control process, will appear on the College Navigator website and/or your DFR. College Navigator is updated approximately three months after the data collection period closes and Data Feedback Reports will be available through the [Data Center](#) and sent to your institution's CEO in November 2018.

Please review your data for accuracy. If you have questions about the data displayed below after reviewing the data reported on the survey screens, please contact the IPEDS Help Desk at: 1-877-225-2568 or ipedshelp@rti.org.

Total grant aid received by all undergraduate students		\$2,264,961
Number of undergraduate students who received a Pell Grant		226
Percentage of FTFT students receiving any financial aid		N/A
	Percentage of FTFT students receiving grant aid by type	Average amount of grant aid received by type
Total	N/A	N/A
Federal Government	N/A	N/A
Pell	N/A	N/A
Other Federal	N/A	N/A
State/Local Government	N/A	N/A
Institutional	N/A	N/A
	Percentage of FTFT students receiving loans by type	Average amount of loans received by type
Total	N/A	N/A
Federal	N/A	N/A
Non-federal	N/A	N/A
Average net price for FTFT students who receive grant aid		N/A
Average net price for FTFT students who receive Title IV federal student aid		
\$0 - 30,000		N/A
\$30,001 - 48,000		N/A
\$48,001 - 75,000		N/A
\$75,001 - 110,000		N/A
\$110,001 and more		N/A

Military Servicemembers and Veteran's Benefits

	Number of students receiving benefits/assistance	Total dollar amount of benefits/assistance awarded through the institution
Post-9/11 GI Bill Benefits		
Undergraduate students	61	\$425,869
Graduate students	3	\$31,350
Total	64	\$457,219
Department of Defense Tuition Assistance Program		
Undergraduate students	5	\$9,750
Graduate students	0	\$0

Total	5	\$9,750
-------	---	---------

Institution: University of Arizona-South (487296)

Edit Report

Student Financial Aid

University of Arizona-South (487296)

There are no errors for the selected survey and institution.