



DATA EXPLORATION SERIES



University Analytics
& Institutional Research

Data Exploration Series:
Focus on the CSW - Class Enrollment
Detail Subject Area

Agenda & Presenters

Christopher Cherry
IT Training & Support Specialist

Mark Ray
Architect, Academic Data

Rico Silva
Program Manager

Zuleima Cota
Data Analyst

- Introduction
- CSW - Class Enrollment Detail background
- Dashboard tours
- Q&A



WHO WE ARE AND WHAT WE DO

UAIR is committed to providing data that empowers campus decision makers, informs policy and practice, and tells the Arizona story.

Our Services

- Enterprise Data Warehouse
- UAccess Analytics & Reporting
- External Reporting & Rankings
- Interactive Fact Book
- Customer Experience & Support
- Data Science
- System Management



UAIR Data Path

Follow the data lifecycle and how our teams deliver it to you

Source Systems

UAccess | Employee

UAccess | Financials

UAccess | Research

UAccess | Student

Additional Sources

Data Intake

ETL/ELT Process

- 1 Extract
- 2 Transform
- 3 Aggregate
- 4 Load
- 5 Validate

IBM IBM Datastage

Enterprise Data Warehouse

Subject Areas/Data Models

Data

Data

Data

ORACLE Data Warehouse
(Oracle 19c)

powered by **aws** Data Lake
(AWS Lake Formation)

UAIR Services

Analytics & Reporting

Data Science

External Reporting

Training & Data Literacy

 **tableau**

UAccess Analytics
Oracle Analytics Server (12.5.90)

Data Governance, Management, and Security

 UNIVERSITY OF ARIZONA
**University Analytics
& Institutional Research**

Ravneet Chadha


Associate Vice President & Chief Data Officer

UAIR Teams

 Administrative Data

 Customer Experience & Support

 Data Engineering

 Institutional Reporting

 Student Data

 Systems Architecture & Security

Data Analysts, BI Developers,
Communication Professionals,
Data Engineers, Developers, and
more bringing this data to you

WHO'S HERE

167 Registered attendees

54% Have never attended a DES

55% Responded as comfortable with UAccess Analytics



WHAT DO YOU WANT TO KNOW?

What data is included in this subject area?

How do I find cohorts?

Is there a dashboard or filter where we can easily identify all combined sections for the one course offering?

Is there new information in the Class Enrollment area?

Anything and everything related to student enrollment, success, and retention.

What do these reports do?



CSW – CLASS ENROLLMENT DETAIL HIGHLIGHTS

- All courses and class sections are included
- Ability to go further in depth than before (make sure to use filters)
- Includes information for enrolled, dropped, and withdrawn students
- Simplified structure resulting in easier to understand attributes



CLASS ENROLLMENT BACKGROUND

WHY BUILD THIS SUBJECT AREA?

- We have been able to combine multiple subject areas
 - Increased functionality
- Unique Structure
 - Must consider the level of reporting you are doing for your report
 - Are you looking for class level data?
 - Are you looking for student level data?



HOW DETAILED?

Level of Granularity



Example

Course	Class	Instructor	Meeting Pattern	Student Enrollments	Class Level Flag	Instructor Flag
Course 1	Class 1	Instructor 1	Meeting 1	Student 1	Y	Y
Course 1	Class 1	Instructor 1	Meeting 1	Student 2	N	N
Course 1	Class 1	Instructor 1	Meeting 2	Student 1	N	N
Course 1	Class 1	Instructor 1	Meeting 2	Student 2	N	N
Course 1	Class 1	Instructor 2	Meeting 1	Student 1	N	Y
Course 1	Class 1	Instructor 2	Meeting 1	Student 2	N	N
Course 1	Class 1	Instructor 2	Meeting 2	Student 1	N	N
Course 1	Class 1	Instructor 2	Meeting 2	Student 2	N	N

THINGS TO KNOW

- Student Credit Hours (SCH)
 - CSW - Class Enrollment Detail subject area SCH vs AIB subject area SCH
- DEW Reporting
 - Expanded usage
- Class Section & Instructor dashboard pages



DASHBOARD TOUR

CLASS ENROLLMENT DASHBOARD

UAccessAnalytics

Class Enrollment

HomeMy RolesVisualizerCatalogFavoritesDashboardsCreateOpen

OverviewClass and Grade RosterGROGrade and Unit SummaryDEW RatesEnrolled Students and Credit HoursClass Enrollment TrendsClass ListsStudent Group EnrollmentGradingStudent Credit Hours (SCH)SCH Course SearchReference Guide

Class Enrollment | Overview

Welcome to the Class Enrollment Dashboard! This dashboard assists colleges and departments with course and class management.

Dashboard Page and Sub-Page Descriptions

Class and Grade Roster

GRO

Grade & Unit Summary

Class Permissions

DEW Rates

Enrolled Students and Credit Hours

Reference Guide

We Want to Hear From You

Do you have a question about this dashboard or any suggestions for improvements? Contact UAIR at:
Website: <https://uair.arizona.edu/>
Email: uair-student-data@list.arizona.edu
Phone: (520) 621-3030
Feedback Forum: [UAccess Community](#)

This dashboard has recently been updated. What pages have been replaced?

New Dashboard Pages:

Class and Grade Roster | [By Section & Instructor](#)

Grade and Unit Summary | [By Section & Instructor](#)

Enrolled Students and Credit Hours | [By Section & Instructor](#)

Replaced Dashboard Pages:

Class Enrollment | [Trends](#)

Class Enrollment | [Class Lists](#)


Class Enrollment | [Student Group Enrollment](#)

Class Enrollment | [Grading](#)

Class Enrollment | [Student Credit Hours \(SCH\)](#)

Class Enrollment | [SCH Course Search](#)

Path to dashboard in analytics:
Go to Dashboards > Student > Class Enrollment

University Analytics & Institutional Research

14

CLASS ENROLLMENT DASHBOARD

- The updated dashboard provides more streamlined information and improved functionality (fixed things like view display errors).

The screenshot displays the 'UAccessAnalytics Class Enrollment' dashboard. At the top, there is a navigation bar with links: Home, My Roles, Visualizer, Catalog, Favorites, and Dashboards. Below this is a sub-navigation bar with links: Overview, Class and Grade Roster, GRO, Grade and Unit Summary, DEW Rates, Enrolled Students and Credit Hours, Class Enrollment Trends, Class Lists, Student Group Enrollment, Grading, Student Credit Hours (SCH), SCH Course Search, Reference Guide, and Grade and Unit Summary (which is underlined). A prompt 'Make your selections and click APPLY' is shown. Below this are several dropdown menus for filtering: Academic Org (with a '--Select Value--' placeholder), Career (set to 'UGRD'), Term (set to 'Spring 2023'), Campus (with a '--Select Value--' placeholder), Subject (with a '--Select Value--' placeholder), Catalog Number (with a '--Select Value--' placeholder), and Course College (with a '--Select Value--' placeholder). There are 'Apply' and 'Reset' buttons next to these filters. Below the filters, there are three error messages, each with a red 'x' icon and the text 'Error View Display Error Odbc driver returned an error (SQLExecDirectW). Error Details'. Each error message is followed by a blue link 'Analyze - Refresh'. At the bottom, there is a 'Minimum DEW Rate' input field set to '0.00' with 'Apply' and 'Reset' buttons.

CLASS AND GRADE ROSTER

BY SECTION

- Provides a comprehensive overview of class enrollment including student headcounts and class rosters.
- Access this page if you're looking for information on:
 - Number of students enrolled in a class
 - A list of all students enrolled in a class
 - A list of academic plans for students enrolled in a class
 - Student enrollment status (whether they dropped or withdrew)
 - A list of grades students received in a class



CLASS AND GRADE ROSTER

BY INSTRUCTOR

- Similar to Class and Grade Roster by Section but focuses on individual instructors and enrollment information for the classes they teach.
- Access this page for:
 - A breakdown of student headcounts
 - Class rosters for an instructor
 - More accurate headcounts for instructor than Class and Grade Roster due to changes in distribution counts



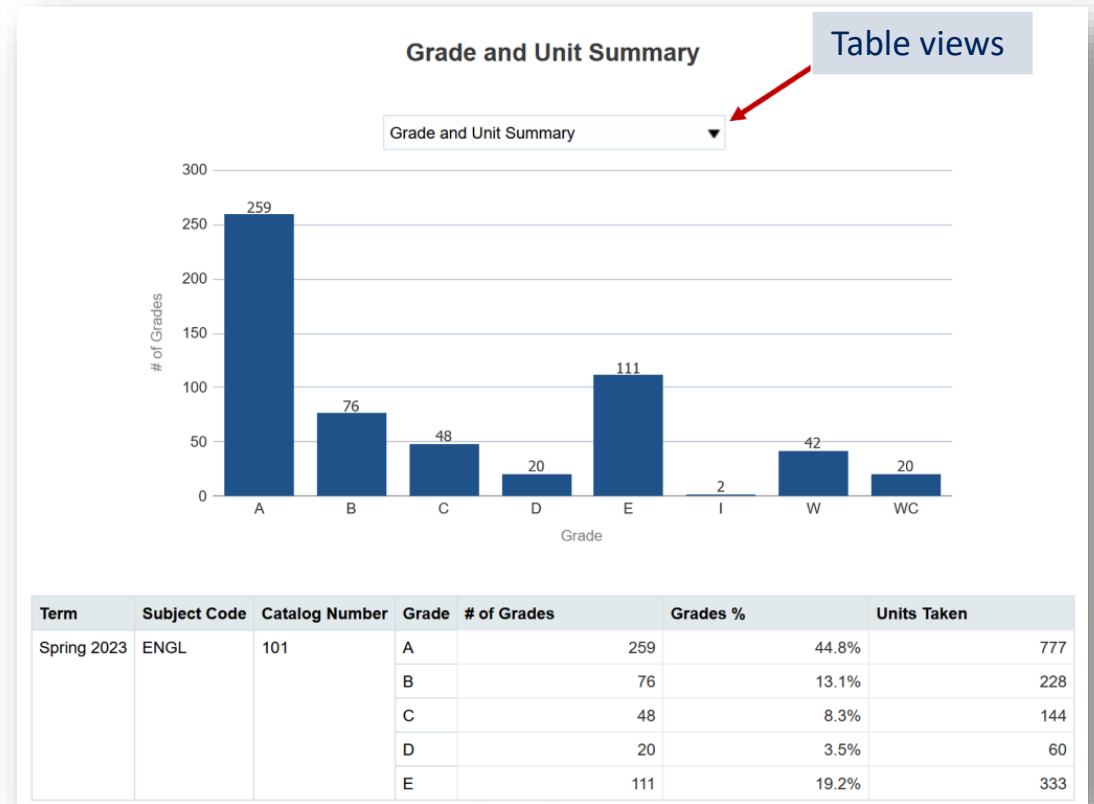
GRO

- Provides a list of students who are using a Grade Replacement Opportunity (GRO) by term.
- There are various filters available to help you narrow down the data you need based on details like college, department, subject, student group etc.
- Helps determine GRO eligibility criteria: click on the link that's available in the Student ID column to see a history of all classes a student has taken. The report will show you the repeat code.

GRADE AND UNIT SUMMARY

BY SECTION

- Provides aggregated information on grades awarded for courses and class sections.
- There are several table views available with data broken down by:
 - Grade and Unit Summary (overall)
 - Grade and Unit Summary by Campus
 - Grade and Unit Summary by Class Section
 - Class GPA by Campus
 - Class Section GPA



GRADE AND UNIT SUMMARY

BY INSTRUCTOR

- Similar to Grade and Unit Summary by Instructor but focuses on individual instructors and grades awarded for the classes they teach.
- Table views available with data broken down by:
 - Grade and Unit Summary (overall)
 - Grade and Unit Summary by Campus
 - Grade and Unit Summary by Class Section
 - Class GPA by Campus
 - Class Section GPA



DEW RATES

BY SECTION

- Provides an overview of DEW rates for classes broken down by counts and percentages.
- DEW rates are the percentage of students who earn a grade of D, E, or withdrawal for a given course.

Select your view: DEW Percentages ▼

Class Section	Pass Grade %	DEW Rate	D Grade %	E Grade % ▲▼	Withdrawal Grade %	Incomplete Grade %	Ungraded %	Full or Medical Withdrawal Grade %
001	76.0%	24.0%	0.0%	16.0%	8.0%	0.0%	0.0%	0.0%
003	84.0%	16.0%	0.0%	12.0%	4.0%	0.0%	0.0%	0.0%
004	76.0%	24.0%	0.0%	20.0%	4.0%	0.0%	0.0%	0.0%
005	95.7%	4.3%	0.0%	0.0%	4.3%	0.0%	0.0%	8.0%
008	59.1%	40.9%	0.0%	36.4%	4.5%	0.0%	0.0%	12.0%
009	65.2%	34.8%	4.3%	17.4%	13.0%	0.0%	0.0%	8.0%
010	79.2%	20.8%	12.5%	0.0%	8.3%	0.0%	0.0%	4.0%
013	60.9%	39.1%	0.0%	34.8%	4.3%	4.0%	0.0%	4.0%
014	54.5%	45.5%	9.1%	31.8%	4.5%	0.0%	0.0%	12.0%
015	76.0%	24.0%	0.0%	24.0%	0.0%	0.0%	0.0%	0.0%
016	70.8%	29.2%	8.3%	20.8%	0.0%	0.0%	0.0%	4.0%

Expanded usage in DEW rate breakouts now available in the subject area



DEW RATES

BY INSTRUCTOR

- Similar to DEW Rates by Section but focuses on individual instructors and the DEW rates for their assigned class sections.
- DEW rates are the percentage of students who earn a grade of D, E, or withdrawal for a given course.



ENROLLED STUDENTS AND CREDIT HOURS

BY SECTION

- Provides aggregated counts to track student enrollment and student credit hours for a given class.
- Shows trends from the last 5 years.
- Defaults to enrollment section class types.
- Data can be viewed by section, college, and excluding withdrawal counts.



ENROLLED STUDENTS AND CREDIT HOURS

BY INSTRUCTOR

- Similar to Enrolled Students and Credit Hours by Section but focuses on individual instructors and the counts for their enrolled students and credit hours.
- The student credit hour (SCH) distribution model in this page is different than the AIB SCH model. All instructors in a course are given credit (all enrollment is being weighted out to each instructor).



CATALOG AND SCHEDULE DASHBOARD

UAccessAnalytics

Catalog and Schedule

HomeMy F

Overview

Fall Summary

Schedule Overview

Overview with Characteristics

Gen Ed Classes

Courses by College

Faculty Load

Over-Enrollment

Cross-listed Classes

Instructor Availability

RCS - Compliance Reports

Search Course by Keyword

Online Sections Missing LMS Course Site Link

Reference Guide

Catalog and Schedule | Overview

Welcome to the Catalog and Schedule Dashboard! This dashboard assists colleges and departments with course and schedule management.

Dashboard Page and Sub-Page Descriptions

Fall Summary

Schedule Overview

Overview with Characteristics

Gen Ed Classes

Courses by College

Faculty Load

Over-Enrollment

Cross-listed Classes

Instructor Availability

RCS - Compliance Reports

Search Course by Keyword

Online Sections Missing LMS Course Site Links

Reference Guide

We Want to Hear From You

Do you have a question about this dashboard or any suggestions for improvements? Contact UAIR at:
Website: <https://uair.arizona.edu/>
Email: uair-student-data@list.arizona.edu
Phone: (520) 621-3030
Feedback Forum: [UAccess Community](#)

Additional Links

Room & Course Scheduling

FERPA Training

UAccess Application Access Provisioning

UAccess Community / UAccess Analytics Forum

On Demand Reports

Available Requirement Groups

Printable Course Description by Department

Printable Course Descriptions for All Subjects

Catalog by Subject, Cat Nbr, Org, & Career

This dashboard has recently been updated. What pages have been replaced?

New Dashboard Pages:

Replaced Dashboard Pages:

Fall Summary | Overview

Faculty Load | Overview

Catalog and Schedule | Fall Summary - Total Fall Sections

Catalog and Schedule | Fall Summary - Total Sections by Subject

Catalog and Schedule | Fall Summary - Fall Sections by Organization

Catalog and Schedule | Primary Instructors

Path to dashboard in analytics:

Go to Dashboards > Student > Catalog and Schedule



CATALOG AND SCHEDULE DASHBOARD

- Various reports were also updated in the Catalog and Schedule dashboard with the new subject area and UAIR design system.
- Pages using CSW – Enrollment Detail include:
 - Fall Summary
 - Gen Ed Classes
 - Courses by College
 - Faculty Load
 - Instructor Availability



WHAT'S COMING?

COMING SOON

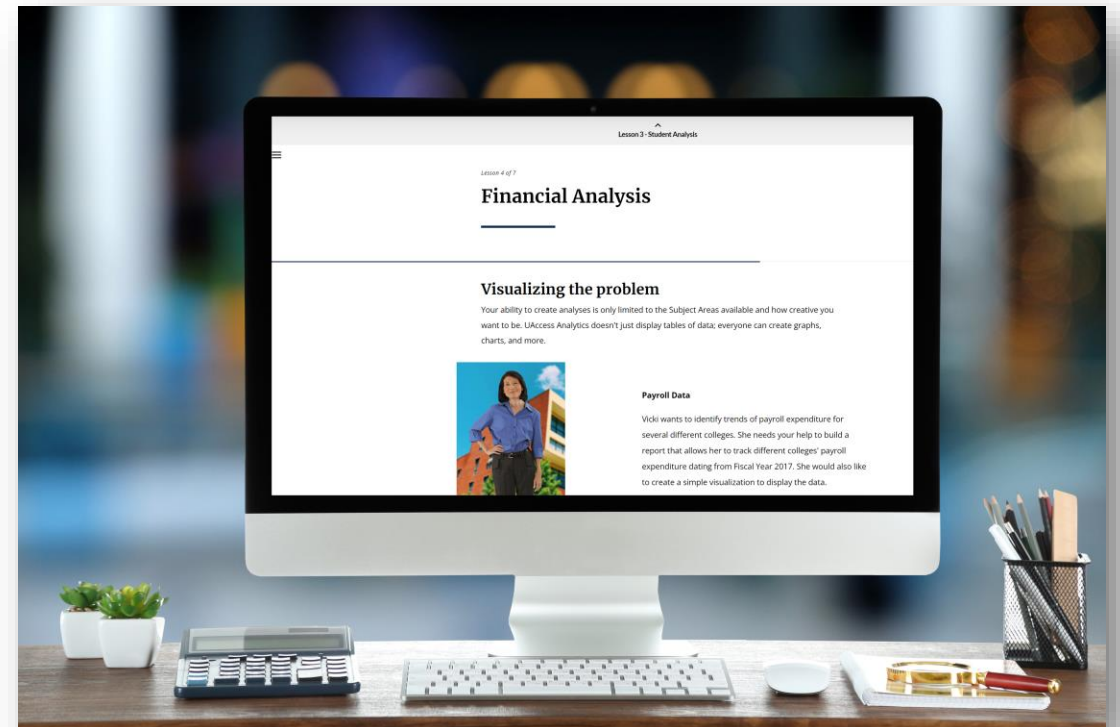
CSW-CLASS ENROLLMENT
DETAIL


- Combined Section IDs
- Composite Sections
- Point in time comparison

QUESTIONS?

TRAINING & DATA LITERACY

- Interactive trainings in EDGE Learning
- YouTube playlists
- Data Exploration Series highlighting important services
- One-on-one office hours
- External newsletter
- Student Data Key Concepts





THANK YOU

University Analytics
& Institutional Research