

IPEDS 2021-22 Data Collection System

12-month Enrollment 2021-22

Institution: University of Arizona (104179)

Overview

12-month Enrollment Overview

The 12-month Enrollment component collects unduplicated student enrollment counts and instructional activity data for an entire 12-month period. Using the instructional activity data reported, a full-time equivalent (FTE) student enrollment at the undergraduate and graduate level is estimated (4-year institutions only). Institutions with Doctor's - professional practice students will also report the FTE enrollment of those students (4-year institutions only). NCES uses the FTE enrollment to produce indicators such as expenses by function per FTE as reported in the IPEDS Data Feedback Report.

Data Reporting Reminder:

- All institutions must use the July 1 - June 30 reporting period.
- Report data to accurately reflect the time period corresponding with the IPEDS survey component, even if such reporting is seemingly inconsistent with prior-year reporting. For example, if a summer term began later than usual due to Coronavirus Pandemic postponements, continue to report using the timeframes as defined in the IPEDS instructions. NCES expects that some data reported during the 2021-22 data collection year will vary from established prior trends due to the impacts of Coronavirus Pandemic. If an error edit is triggered even when submitting accurate data, please indicate in the corresponding context box or verbally to the Help Desk that the seemingly inconsistent data are accurate and reflect the effects of Coronavirus Pandemic.

Changes to reporting for 2021-22:

- New FAQ has been added to clarify reporting of degree/certificate-seeking undergraduates across EF, E12, and OM survey components.
- Edited FAQs to clarify student enrollment statuses (e.g., full-time/part-time) are typically not determined by summer term enrollment, but rather determined at their first full term of enrollment (i.e., fall or spring).

Resources:

- To download the survey materials for this component: [Survey Materials](#)
- To access your prior year data submission for this component: [Reported Data](#)

If you have questions about completing this survey, please contact the IPEDS Help Desk at 1-877-225-2568.

Institution: University of Arizona (104179)

Undergraduate Instructional Activity Type


Which instructional activity units will you use to report undergraduate instructional activity?

- Undergraduate instructional activity data in Part B may be reported in units of clock hours or credit hours.
- Please note that any graduate level instructional activity must be reported in credit hours. (4-year institutions only)

Clock hours

Credit hours

Both clock and credit hours (some undergraduate programs measured in clock hours and some measured in credit hours)

 You may use the box below to provide additional context for the data you have reported above. Context notes will be posted on the College Navigator website. Therefore, you should write all context notes using proper grammar (e.g., complete sentences with punctuation) and common language that can be easily understood by students and parents (e.g., spell out acronyms).

Institution: University of Arizona (104179)

Part A - Unduplicated Count for Full-time Undergraduate Students

12-month Unduplicated Count by Race/Ethnicity and Gender - Full-time Undergraduate Students

July 1, 2020 – June 30, 2021

Reporting Reminders:

- The 12-month unduplicated count must be equal or greater than the corresponding prior year fall enrollment.
- Report Hispanic/Latino individuals of any race as Hispanic/Latino
- Report race for non-Hispanic/Latino individuals only
- Even though Teacher Preparation certificate programs may require a bachelor's degree for admission, they are considered subbaccalaureate undergraduate programs, and students in these programs are undergraduate students.

Men

Students enrolled for <u>credit</u>	Degree/certificate-seeking			Total degree/certificate-seeking	Non-degree/non-certificate-seeking	Total, Full-time undergraduate students
	First-time	Non-first-time				
		Transfer-in	Continuing/Returning			
Nonresident alien	89	46	996	1,131	2	1,133
Hispanic/Latino	546	339	2,555	3,440	1	3,441
American Indian or Alaska Native	19	8	81	108	0	108
Asian	126	41	584	751	3	754
Black or African American	87	48	333	468	0	468
Native Hawaiian or Other Pacific Islander	1	3	19	23	0	23
White	1,156	533	4,806	6,495	11	6,506
Two or more races	120	53	484	657	0	657
Race and ethnicity unknown	235	43	152	430	1	431
Total men	2,379	1,114	10,010	13,503	18	13,521
Total men prior year	2,751	1,085	10,108	13,944	53	13,997

Women

Students enrolled for <u>credit</u>	Degree/certificate-seeking			Total degree/certificate-seeking	Non-degree/non-certificate-seeking	Total, Full-time undergraduate students
	First-time	Non-first-time				
		Transfer-in	Continuing/Returning			
Nonresident alien	40	36	426	502	0	502
Hispanic/Latino	852	440	3,724	5,016	4	5,020
American Indian or Alaska Native	26	29	189	244	0	244
Asian	178	32	650	860	2	862
Black or African American	86	55	457	598	0	598
Native Hawaiian or Other Pacific Islander	5	0	26	31	0	31
White	1,692	489	6,123	8,304	9	8,313
Two or more races	171	52	659	882	0	882
Race and ethnicity unknown	104	27	134	265	0	265
Total women	3,154	1,160	12,388	16,702	15	16,717
Total women prior year	3,384	1,108	11,659	16,151	53	16,204

Grand total (2020-21)	5,533	2,274	22,398	30,205	33	30,238
Prior year data:						

IPEDS Data Collection System

Grand total (men+women) prior year	6,135	2,193	21,767	30,095	106	30,201
Total Full-time undergraduate enrollment Fall 2020 <i>NOTE: Grand total (2020-21) calculated above is expected to be greater than total Full-time undergraduate enrollment Fall 2020.</i>	5,374	1,659	21,506	28,539	17	28,556

Institution: University of Arizona (104179)

Part A - Unduplicated Count for Part-time Undergraduate Students

12-month Unduplicated Count by Race/Ethnicity and Gender - Part-time Undergraduate Students

July 1, 2020 – June 30, 2021

Reporting Reminders:

- The 12-month unduplicated count must be equal or greater than the corresponding prior year fall enrollment.
- Report Hispanic/Latino individuals of any race as Hispanic/Latino
- Report race for non-Hispanic/Latino individuals only
- Even though Teacher Preparation certificate programs may require a bachelor's degree for admission, they are considered subbaccalaureate undergraduate programs, and students in these programs are undergraduate students.

Men

Students enrolled for <u>credit</u>	Degree/certificate-seeking			Total degree/certificate-seeking	Non-degree/non-certificate-seeking	Total, Part-time undergraduate students
	First-time	Non-first-time				
		Transfer-in	Continuing/Returning			
<u>Nonresident alien</u>	10	5	79	94	20	114
<u>Hispanic/Latino</u>	265	197	694	1,156	58	1,214
<u>American Indian or Alaska Native</u>	8	6	29	43	7	50
<u>Asian</u>	15	26	103	144	20	164
<u>Black or African American</u>	70	48	138	256	18	274
<u>Native Hawaiian or Other Pacific Islander</u>	4	1	2	7	0	7
<u>White</u>	301	397	1,304	2,002	180	2,182
Two or more races	39	30	105	174	11	185
<u>Race and ethnicity unknown</u>	41	25	82	148	375	523
Total men	753	735	2,536	4,024	689	4,713
Total men prior year	596	529	2,119	3,244	742	3,986

Women

Students enrolled for <u>credit</u>	Degree/certificate-seeking			Total degree/certificate-seeking	Non-degree/non-certificate-seeking	Total, Part-time undergraduate students
	First-time	Non-first-time				
		Transfer-in	Continuing/Returning			
<u>Nonresident alien</u>	11	1	31	43	20	63
<u>Hispanic/Latino</u>	547	222	771	1,540	139	1,679
<u>American Indian or Alaska Native</u>	19	15	47	81	37	118
<u>Asian</u>	39	31	100	170	44	214
<u>Black or African American</u>	93	63	141	297	24	321
<u>Native Hawaiian or Other Pacific Islander</u>	6	3	8	17	1	18
<u>White</u>	477	375	1,055	1,907	278	2,185
Two or more races	61	40	103	204	31	235
<u>Race and ethnicity unknown</u>	32	20	50	102	475	577
Total women	1,285	770	2,306	4,361	1,049	5,410
Total women prior year	1,082	536	1,914	3,532	837	4,369

Grand total (2020-21)	2,038	1,505	4,842	8,385	1,738	10,123
Prior year data:						

IPEDS Data Collection System

Grand total (men+women) prior year	1,678	1,065	4,033	6,776	1,579	8,355
Total Part-time undergraduate enrollment Fall 2020 <i>NOTE: Grand total (2020-21) calculated above is expected to be greater than total Part-time undergraduate enrollment Fall 2020.</i>	1,960	988	3,172	6,120	681	6,801

Institution: University of Arizona (104179)

Part A - Unduplicated Count for Graduate Students

12-month Unduplicated Count by Race/Ethnicity and Gender - Graduate Students

July 1, 2020 – June 30, 2021

Reporting Reminders:

- The 12-month unduplicated count must be equal or greater than the corresponding prior year fall enrollment.
- Report Hispanic/Latino individuals of any race as Hispanic/Latino
- Report race for non-Hispanic/Latino individuals only
- Report **all** postbaccalaureate degree and certificate students as graduate students, **including any doctor's - professional practice students (formerly first-professional)**

Men

Students <u>enrolled for credit</u>	<u>Graduate students</u>
<u>Nonresident alien</u>	806
<u>Hispanic/Latino</u>	876
<u>American Indian or Alaska Native</u>	59
<u>Asian</u>	343
<u>Black or African American</u>	184
<u>Native Hawaiian or Other Pacific Islander</u>	9
<u>White</u>	2,474
Two or more races	170
<u>Race and ethnicity unknown</u>	423
Total men	5,344
Total men prior year	5,278

Women

Students <u>enrolled for credit</u>	<u>Graduate students</u>
<u>Nonresident alien</u>	638
<u>Hispanic/Latino</u>	1,287
<u>American Indian or Alaska Native</u>	174
<u>Asian</u>	456
<u>Black or African American</u>	252
<u>Native Hawaiian or Other Pacific Islander</u>	8
<u>White</u>	3,147
Two or more races	256
<u>Race and ethnicity unknown</u>	406
Total women	6,624
Total women prior year	6,132

Grand total (2020-21)	11,968
Prior year data:	
Unduplicated headcount (2019-20)	11,410
i Total enrollment Fall 2020	10,244
<i>NOTE: Grand total (2020-21) calculated above is expected to be greater than Total enrollment Fall 2020.</i>	


Institution: University of Arizona (104179)

Part A – 12-month Enrollment by Distance Education Status

12-month Unduplicated Count - Distance Education Status

July 1, 2020 – June 30, 2021

	Undergraduate Students		Graduate Students
	Degree/certificate-seeking	Non-degree/non-certificate-seeking	
Students <i>enrolled exclusively</i> in distance education courses	6,120	545	3,766
Students <i>enrolled in at least one but not all</i> distance education courses	26,528	122	2,378
Students <i>not enrolled in any</i> distance education courses	5,942	1,104	5,824
Total (from prior part A screens)	38,590	1,771	11,968

 You may use the box below to provide additional context for the data you have reported above. Context notes will be posted on the College Navigator website. Therefore, you should write all context notes using proper grammar (e.g., complete sentences with punctuation) and common language that can be easily understood by students and parents (e.g., spell out acronyms).

Institution: University of Arizona (104179)

Part B - Instructional Activity

12-month Instructional Activity

July 1, 2020 - June 30, 2021

Instructional Activity Reporting Reminder:

- Instructional activity is used to calculate an IPEDS FTE based on the institution's reported calendar system.
- Graduate credit hour activity should not include any doctor's - professional practice activity, the total of those students' FTE is entered separately instead.

FTE Reporting Reminder:

- Institutions need not report their own calculations of undergraduate or graduate FTE unless IPEDS FTE calculations would be misleading for comparison purposes among all IPEDS reporting institutions.

Instructional Activity

	2020-21 total activity	Prior year data
Undergraduate level:		
<u>Credit hour activity</u>	1,024,726	1,010,971
Graduate level:		
<u>Credit hour activity</u> (Do not include doctor's-professional practice instructional activity here; the total FTE of those students should be entered separately below)	141,303	137,318

Full-Time Equivalent (FTE) of Students


	2020-21 total activity	Prior year data
Doctor's - professional practice level:		
<u>Doctor's - professional practice</u> FTE student estimate	4,671	4,201

Calendar system (as reported on the prior year IC Header survey component):	Semester
---	----------

If the IPEDS calculated FTE estimates below are not reasonable, **AND** you have reported the correct instructional activity hours above, enter your best FTE estimate in the "Institution reported FTE" column below and save the page. This option should be used **ONLY** if the calculated estimate is not reasonable for your institution and IPEDS comparisons.

Please provide your best estimate of undergraduate and graduate FTE for the 12-month reporting period **only if the calculated FTE estimate below is not reasonable for IPEDS comparison purposes**. Please provide an explanation in the context box if the option is used due to Coronavirus Pandemic.

	Calculated FTE 2020-21	Institution reported FTE 2020-21	Prior year FTE 2019-20
Undergraduate student FTE	34,158	34,158	33,699
Graduate student FTE (excluding doctor's - professional practice student FTE)	5,888	5,888	5,722
Doctor's - professional practice student FTE		4,671	4,201
Total FTE student enrollment		44,717	43,622

 Context notes will be posted on the College Navigator website. Therefore, you should write all context notes using proper grammar (e.g., complete sentences with punctuation) and common language that can be easily understood by students and parents (e.g., spell out acronyms).

Institution: University of Arizona (104179)

Prepared by

Prepared by

Reporting Reminders:

- The name of the preparer is being collected so that we can follow up with the appropriate person in the event that there are questions concerning the data.
- The Keyholder will be copied on all email correspondence to other preparers.
- The time it took to prepare this component is being collected so that we can continue to improve our estimate of the reporting burden associated with IPEDS.
- Please include in your estimate the time it took for you to review instructions, query and search data sources, complete and review the component, and submit the data through the Data Collection System.
- Thank you for your assistance.

This survey component was prepared by:

<input checked="" type="radio"/>	Keyholder	<input type="radio"/>	SFA Contact	<input type="radio"/>	HR Contact
<input type="radio"/>	Finance Contact	<input type="radio"/>	Academic Library Contact	<input type="radio"/>	Other

Name:

Email:

How many staff from your institution only were involved in the data collection and reporting process of this survey component?

Number of Staff (including yourself)

How many hours did you and others from your institution only spend on each of the steps below when responding to this survey component?
Exclude the hours spent collecting data for state and other reporting purposes.

Staff member	Collecting Data Needed	Revising Data to Match IPEDS Requirements	Entering Data	Revising and Locking Data
Your office	<input type="text" value="5.00"/> hours	<input type="text" value="2.00"/> hours	<input type="text" value="1.00"/> hours	<input type="text" value="1.00"/> hours
Other offices	<input type="text"/> hours	<input type="text"/> hours	<input type="text"/> hours	<input type="text"/> hours

Institution: University of Arizona (104179)

Summary screen

12-Month Enrollment Component Summary

IPEDS collects important information regarding your institution. All data reported in IPEDS survey components become available in the IPEDS Data Center and appear as aggregated data in various Department of Education reports. Additionally, some of the reported data appears specifically for your institution through the College Navigator website and is included in your institution’s Data Feedback Report (DFR). The purpose of this summary is to provide you an opportunity to view some of the data that, when accepted through the IPEDS quality control process, will appear on the College Navigator website and/or your DFR. College Navigator is updated approximately three months after the data collection period closes and Data Feedback Reports will be available through the [Data Center](#) and sent to your institution’s CEO in November 2021.

Please review your data for accuracy. If you have questions about the data displayed below after reviewing the data reported on the survey screens, please contact the IPEDS Help Desk at: 1-877-225-2568 or ipedshelp@rti.org.

12-Month Unduplicated Headcount and Full-Time Equivalent Students	
Total 12-month unduplicated headcount	52,329
Undergraduate student unduplicated headcount	40,361
Graduate student unduplicated headcount	11,968
Total 12-month full-time equivalent (FTE) student enrollment	44,717
Undergraduate student FTE	34,158
Graduate student FTE	5,888
Doctor's-professional practice FTE	4,671

Institution: University of Arizona (104179)

Edit Report

12-month Enrollment

There are no errors for the selected survey and institution.